



Guided Tour

Your guide to getting started with
Britannica® LaunchPacks™ : Science



PG 4 Welcome

What are LaunchPacks?

PG 5 Home Page

Features of the Britannica LaunchPacks Home Page

PG 6 Inside a LaunchPack

Articles, Images, Videos, and much more

PG 7 Articles

Features and Tools within an Article

PG 8 Media Tools: Images & Videos

Features and Tools within Image and Video content

PG 9 Annotations

Color-code, organize, and share annotations

PG 10 Customize

Customize the Contents within a LaunchPack

PG 11 Schedule a Pack

Schedule a Pack to your calendar to plan future lessons and activities

PG 12 Classes

How to Create a Class and Invite Students

PG 13 Activities: Learning Strategies

Add Learning Strategies to a LaunchPack

PG 14 Activities: Question Sets

Add Question Sets to a LaunchPack

PG 15 Activities: Save, Preview, & Assign

Save and Preview an Activity before you Assign it to a Class

PG 16 Activities: Review Student Progress

View and Monitor Student Progress

PG 17 My LaunchPacks

How to Create a My LaunchPacks Account

PG 18 Tools for English-Language Learners

Digital tools to support English-Language Learners

PG 19 Notes


Notes Page

PG 20 Contact Us

Login and contact information

Welcome

packs.eb.com/science



Dinosaurs: Duck-Billed Dinosaurs and Their Relatives

This Pack contains:

- 7 Articles
- 2 Images
- 1 Video

GRADES 9-12




The Nervous System

This Pack contains:

- 7 Articles
- 3 Images
- 2 Videos

GRADES 9-12




Earth's Layers

This Pack contains:

- 5 Articles
- 4 Images
- 1 Video

GRADES 9-12



Lighting Systems

This Pack contains:

- 1 Article
- 5 Images
- 2 Interactives

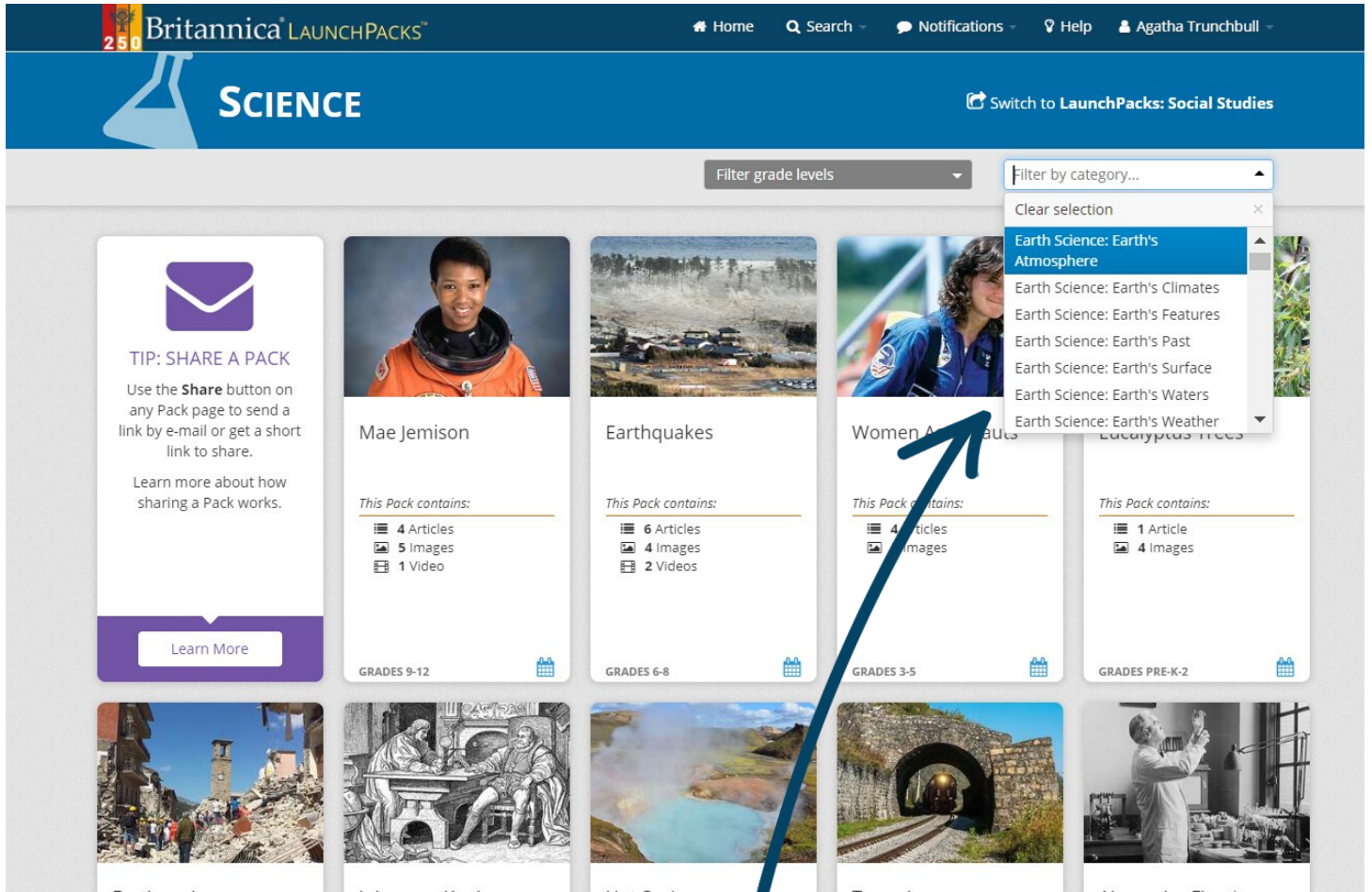
GRADES PRE-K-2

Welcome to Britannica LaunchPacks: Science!

You now have access to thousands of individually curated, ready-to-use content sets covering a wide variety of topics. Whether it's Earth Science, Life Science, Physical Science, or Space Science, it's time to start exploring with your class!

LaunchPacks saves planning time and builds active engagement with tools such as activities, annotation, and customization!

Home Page

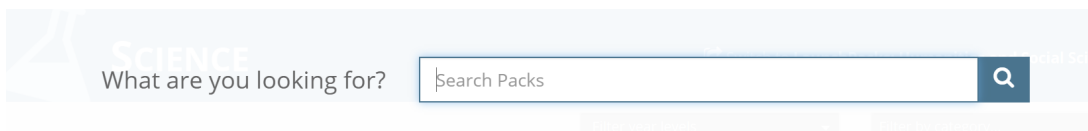


LaunchPacks

Each LaunchPack contains a variety of content including Articles, Images, Videos, Primary Sources, and Websites.

Search and Filter

You can filter Packs in 4 levels: Pre-K-2, Grades 3-5, Grades 6-8, and Grades 9-12 or by category. Search for a particular LaunchPack using keywords or phrases.



Inside a Pack

Customize

Open the Customize tab to edit a LaunchPack's content. Find out more information on Page 10.

Activities

Build critical thinking and inquiry skills by adding Activities to a LaunchPack.

Assign

Assign a LaunchPack with reading and skill-based activities to your students.

The screenshot shows the Britannica LaunchPacks interface for 'The Solar System'. At the top, there is a navigation bar with 'Home', 'Search', 'Notifications', 'Help', and a user profile 'Agatha Trunchbull'. Below this is a header for 'The Solar System' with 'GRADES 6-8' and a link to see the pack for other grades. A navigation bar below the header has tabs for 'LaunchPack', 'Customize', 'Activities', 'Favorite', 'Assign', and 'Send to'. A 'View Curriculum Standards related to this Pack.' button is visible. The main content area shows a grid of items: 'From Flinn Scientific' (article), 'solar system' (article with a diagram), 'Sun' (video with a diagram and 1:45 duration), and another 'Sun' (article with a photo of the sun). A 'Content Type: All' filter is on the right.

Multimedia Content

Find level-appropriate articles, images, videos, primary sources, or websites related to the topic.

Share or Save Content

Share content via e-mail, Google Classroom, or Microsoft Teams. Click the Favorite star to save a LaunchPack.

Schedule

Schedule a LaunchPack to your personal calendar and receive reminders closer to the due date.

Articles

Table of Contents

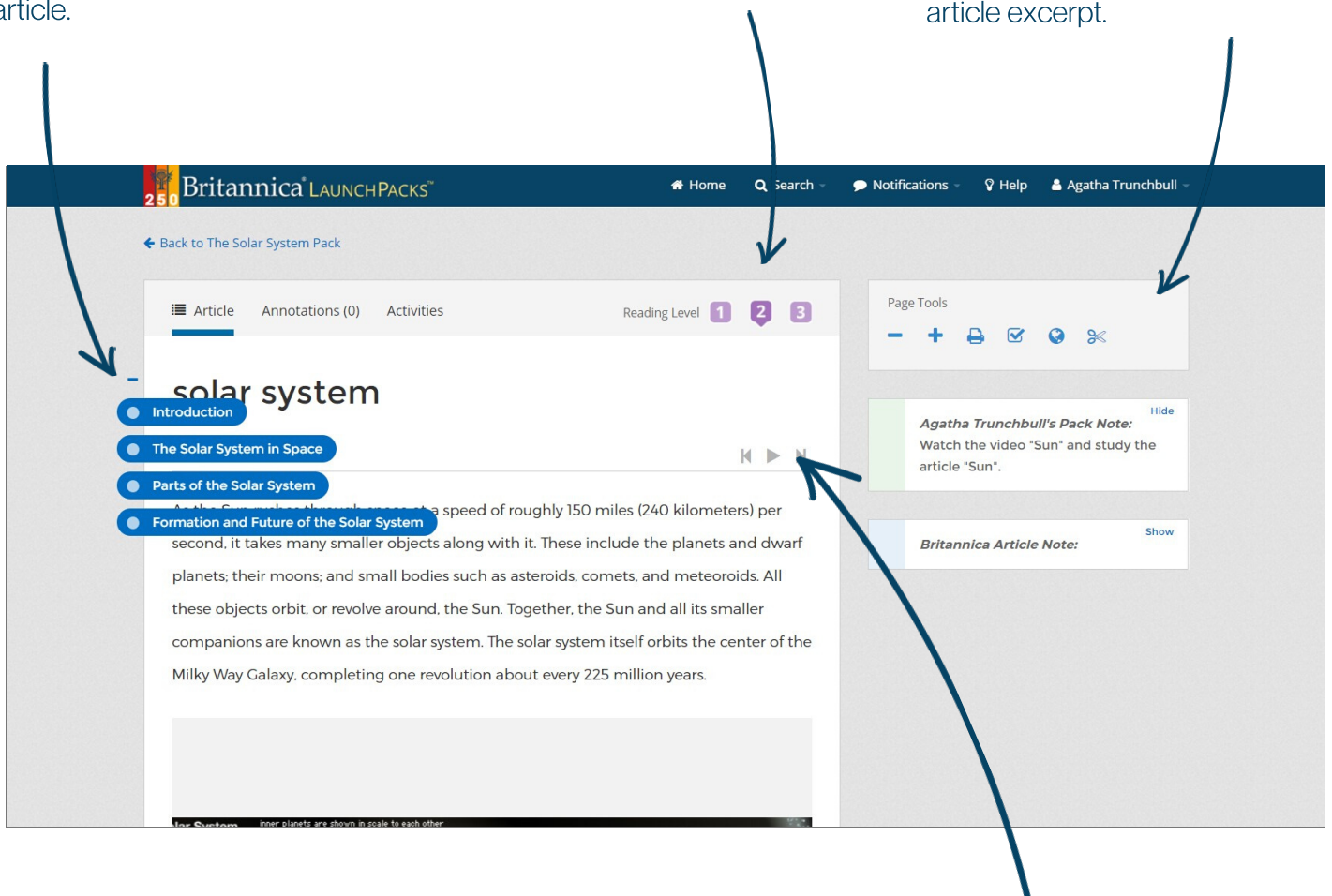
Expand or collapse the table of contents using the + or - symbols. Click on a section title to navigate to that section of the article.

Article Reading Level

Articles have multiple Reading Levels. Individuals can use the level labels to switch to content most suited to their ability.

Page Tools

Use Page Tools to reduce or enlarge text size, print the full article, generate a citation, translate the article, or create an article excerpt.



Dictionary

Double-click any word to see a Quick-Click dictionary definition! Powered by Merriam-Webster. Students can also listen to the pronunciation of the words by clicking the audio box.



Read Aloud

Click the play icon to hear the article read aloud.

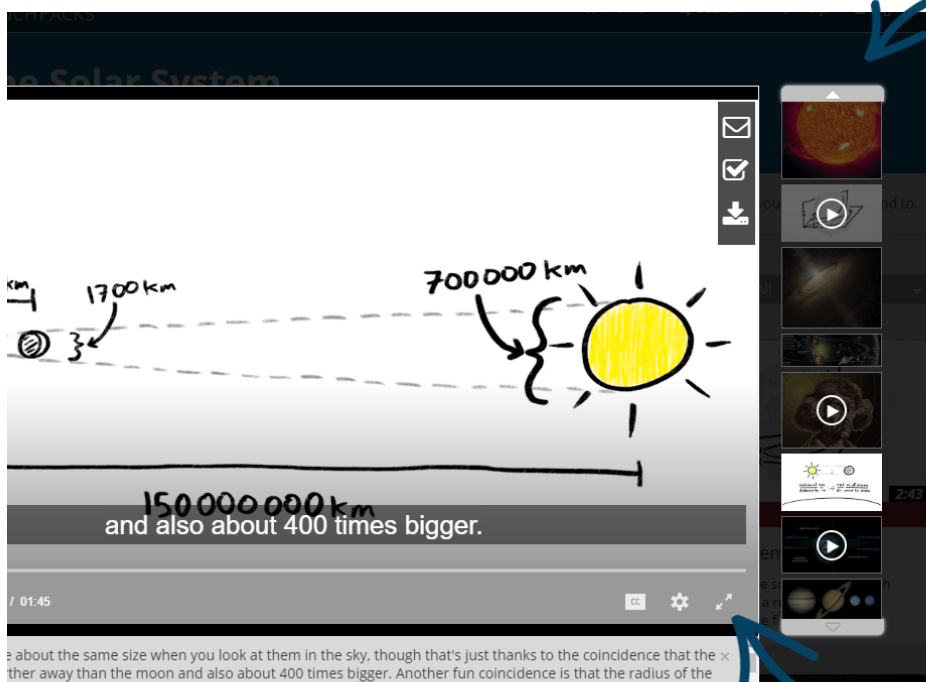
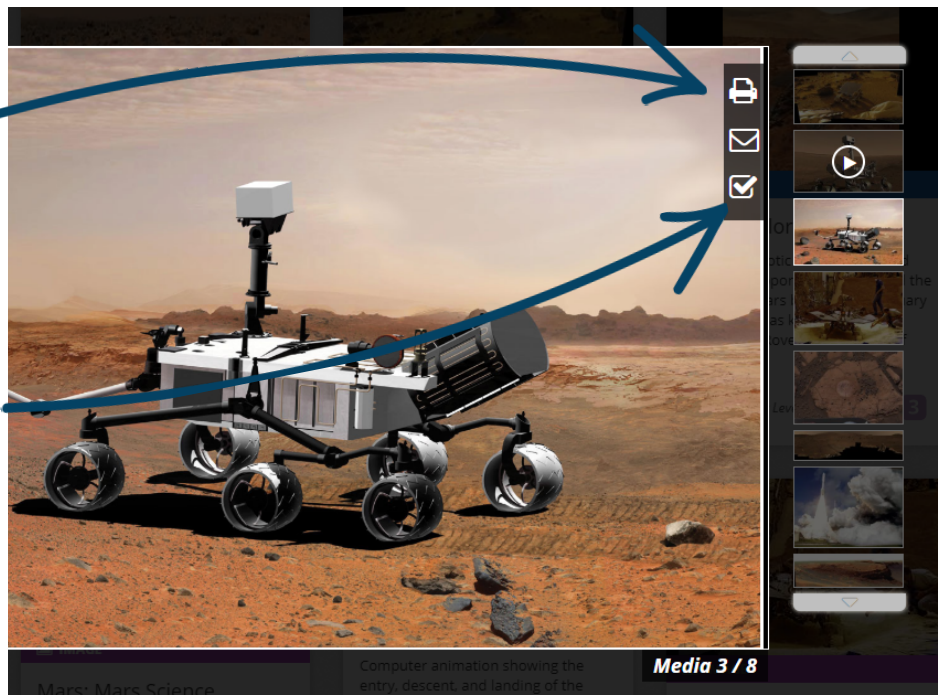
Media Tools: Images & Videos

Media Sharing

Share the media using e-mail, download a video, or print an image.

Generate Citations

Click the check mark to generate a citation for the media.



Media Slider

Scroll through the slider to view other media files from the same LaunchPack.

Media Player Tools

Use the video controls to play a video with Closed Captions (CC) or watch videos in full screen.

Annotations

Annotations

Click "Annotations" to begin annotating an article within the LaunchPack.

Highlight and Annotate

Highlight any text and click the pencil icon that appears. Type your annotation, select a category, and click "Save."

Categorize Annotations

Organize your annotations by color. Categorize your annotations using the drop box under Annotation Tools.

The screenshot shows the Britannica LaunchPacks interface for the 'solar system' article. The top navigation bar includes 'Home', 'Search', 'Notifications', 'Help', and the user name 'Agatha Trunchbull'. The article title is 'solar system' and the sub-section is 'Introduction'. The text describes the Sun's speed and the objects in the solar system. Annotations are visible: a green highlight on 'completing one revolution about every 225 million years' and a pink highlight on 'companions'. The Annotation Tools panel on the right shows 'All Categories (4)' with icons for email, download, and delete. Below the tools, four annotations are listed with their respective categories: Connection (green), Evidence (purple), Question (yellow), and Evidence (pink).



Share Annotations

Click the envelope icon under Annotation Tools to share your annotations via e-mail.



Download Annotations

Download your annotations as a formatted Word or PDF document.

Customize

250 Britannica LAUNCHPACKS™

Home Search Notifications Help Agatha Trunchbull

The Solar System

GRADES 6-8

LaunchPack Customize Activities

Discard Changes Save Changes

Customize Pack Contents

Content Type: All

Agatha Trunchbull's Note:

What the video "Sun" and read the article titled "Solar System". Complete the activities attached.

Remove Note

VIDEO 1:45

Sun

Learn about the comparative size of various solar system objects.

Add a note

ARTICLE

solar system

As the Sun rushes through space at a speed of roughly 150 miles (240 kilometers) per second, it takes many smaller objects along with it. These include the planets and dwarf...

Britannica Note:

The solar system consists of the Sun and everything that orbits it. Additional resource packs on the

Add Custom Content

- Upload a Document
- Add an External Link
- Choose a Graphic Organizer
- Kahoot! Add a KAHOOT! Quiz

Editing the Title

Update the title of the LaunchPack and add notes or instructions.

Custom Content

Add your own custom document by choosing Upload a Document or add an External Link to the LaunchPack.

Graphic Organizers

Add pre-created Graphic Organizers to scaffold student work.

KAHOOT! Quiz

Insert your own KAHOOT! Quiz to assess student knowledge.

Kahoot!

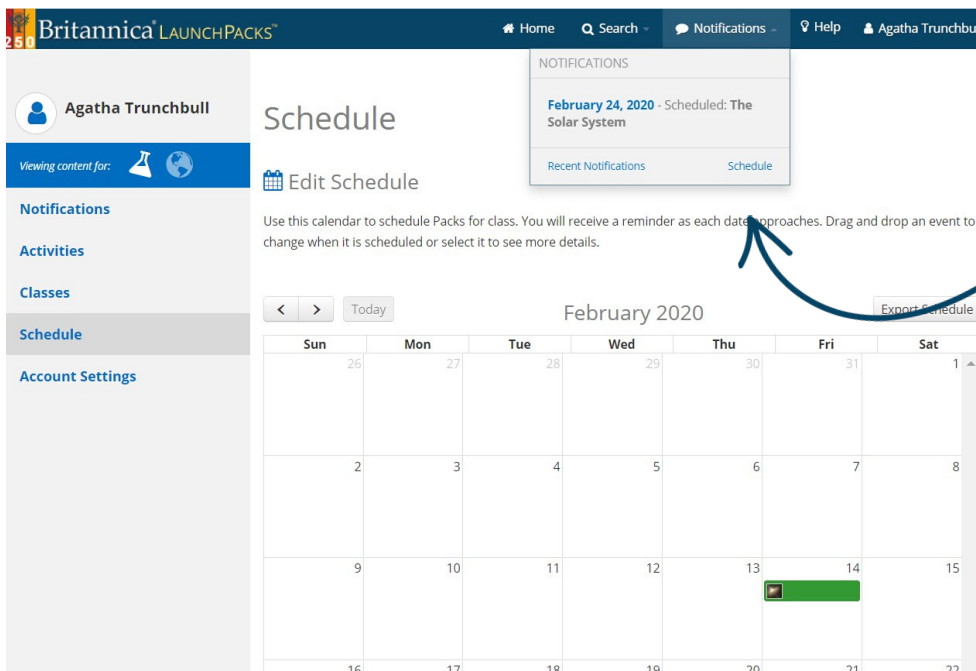
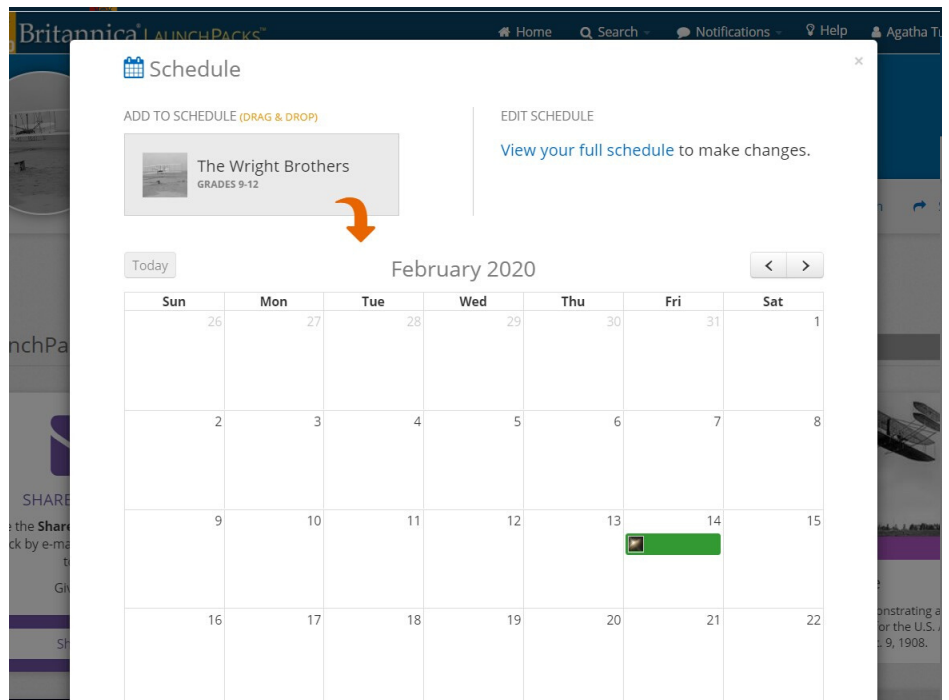
Schedule a Pack

Schedule a LaunchPack

Schedule a LaunchPack to your Personal Calendar using the "Send to" drop-down button.

Collection of LaunchPacks

Drag and drop a LaunchPack to any date to receive notifications as the date approaches. Create a Collection when you add 2 or more LaunchPacks to the same date.



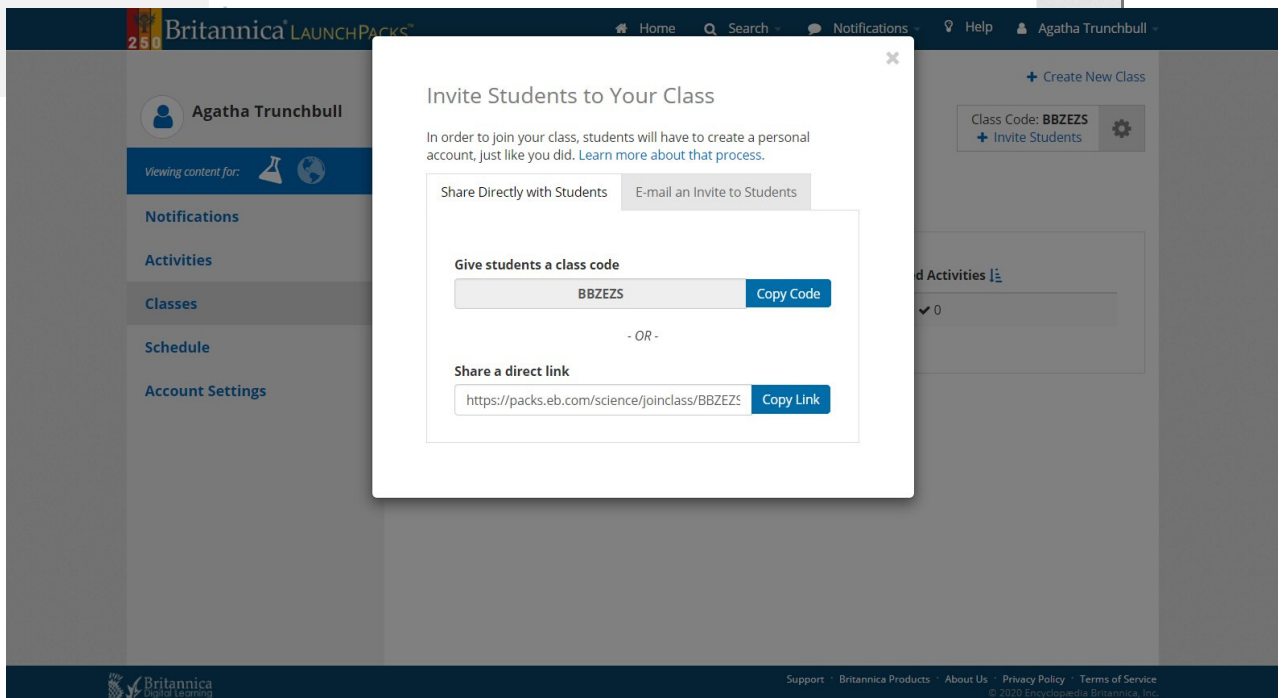
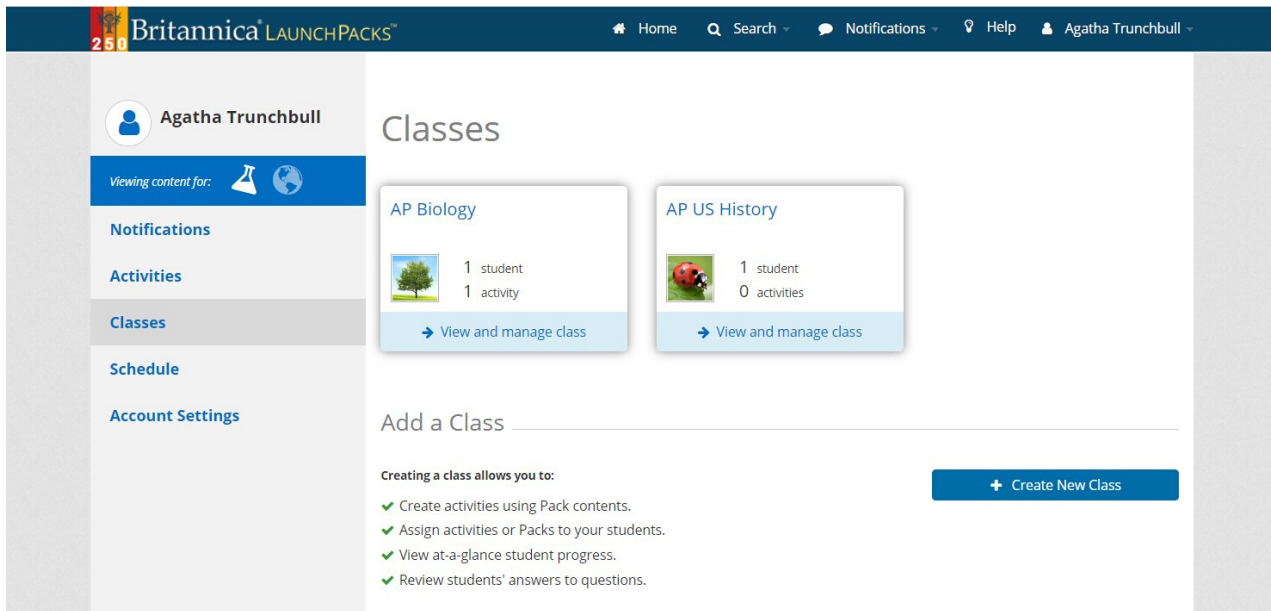
Schedule Dashboard

Your Schedule Dashboard will appear as a notification or in your personal account.

Export Your Schedule

Export your LaunchPacks calendar in ICS format to add to your preferred personal calendar.

Classes



Create a Class

Create a class for each group of students you teach or create a class for each group of learners with similar learning needs and styles.

Import from Google

Import existing class rosters from your Google Classroom account.

Invite Students

Invite students to join the class using a Class Code, an e-mail, or a direct class link.

Activities: Learning Strategies

Learning Strategies

Learning Strategies are skill-building exercises that develop subject-area literacy.

Types of Strategies

Click "Activities" to select from 4 Learning Strategies: Main Idea, Summary, Main Idea and Summary, and Journal.

The screenshot shows the 'The Solar System' LaunchPack page. The 'Activities' tab is selected, displaying four learning strategy options: 'Main Idea', 'Summary', 'Main Idea and Summary', and 'Journal'. Each option includes a brief description and a list of skills to be used. Below the strategies is an 'Add a Question Set' section.

The screenshot shows the 'Sun' article page with an 'Activity Setup' dialog box open for the 'Main Idea' strategy. The article text is visible on the left, and the dialog box on the right contains instructions for students and buttons for 'Create Activity' and 'Cancel Activity'. A blue arrow points from the 'Create Activity' button in the dialog box to the 'Choose a Resource' callout box on the right.

Choose a Resource

Select an article to apply the Learning Strategy. You can choose to assign an excerpt or the full text of the article.

Edit the Instructions

Edit or save the default instructions. Don't forget, you can assign multiple Learning Strategies to a single resource.

Activities: Question Sets

Question Sets

Question Sets challenge students to explore the contents of a LaunchPack and apply their learning.

Starter Sets

Created by Britannica experts, these open-ended questions can be applied to many topics. Choose to use a whole set or select your preferred questions.

The screenshot shows the 'Question Sets' interface. On the left, there are two columns of 'Starter Sets' cards, each with an icon and a list of skills. The first column includes 'Making Predictions', 'Identify and Define', and 'Compare and Contrast'. The second column includes 'Main Idea', 'Understanding Perspectives', and 'KWLQ'. Below these is a 'Questions by Category' section with cards for 'Critical Thinking', 'Vocabulary', 'Inquiry', 'Reflection', 'Comprehension', and 'Making Connections'. On the right, there is a 'Student Instructions' section with 'Add' and 'Add Custom Question' buttons, and a 'Questions' section with a '+ Add a Custom Question' button. At the bottom right, there are 'Save and Review' and 'Cancel Activity' buttons, and a 'Preview Student Activity Pack' button.

Questions by Category

Add individual questions by category to build your own activity.

Activity Builder

Browse and change pre-set questions per Grade Level. Customize the questions by editing the question content, and add custom questions.

The screenshot shows the 'Activity Builder' interface for 'The Solar System' (Grade 6-8). The top navigation bar includes 'Home', 'Search', 'Notifications', 'Help', and the user name 'Agatha Trunchbull'. The main content area is titled 'The Solar System' and 'GRADE 6-8'. Below this is a 'Create Activity Pack: Teacher View' button. The 'View Activity Builder' section shows a 'Starter Set: Compare and Contrast' with an 'Add Entire Set' button. The 'Activity Instructions' section contains a paragraph and a 'Show questions suitable for grade levels:' dropdown menu. Below this is a list of six numbered questions, each with an 'Add' button. On the right, there is a 'Student Instructions' section with 'Add' and 'Add Custom Question' buttons, and a 'Questions' section with a '+ Add a Custom Question' button. At the bottom right, there are 'Save and Review' and 'Cancel Activity' buttons, and a 'Preview Student Activity Pack' button.

Activities: Save, Preview, & Assign

The screenshot shows the Britannica LaunchPacks interface. At the top, there's a navigation bar with 'Home', 'Search', 'Notifications', 'Help', and the user 'Agatha Trunchbull'. Below this is a header for 'The Solar System' (GRADES 6-8) created by Agatha Trunchbull. A 'Student Activity Pack' filter is active. The main content area displays three article cards: 'astronomy', 'asteroid', and 'comet'. Each card includes a brief description and an 'Article Reading Level' indicator (1, 2, 3). To the right, an 'Activity' panel shows the status as 'Draft', length as '4 Questions', and options to 'Assign' or 'Schedule'. Below the activity panel, there are sections for 'Activity Instructions' and 'Prior Knowledge Question'.

Preview

Prior to saving your activity, preview the LaunchPack from student preview.

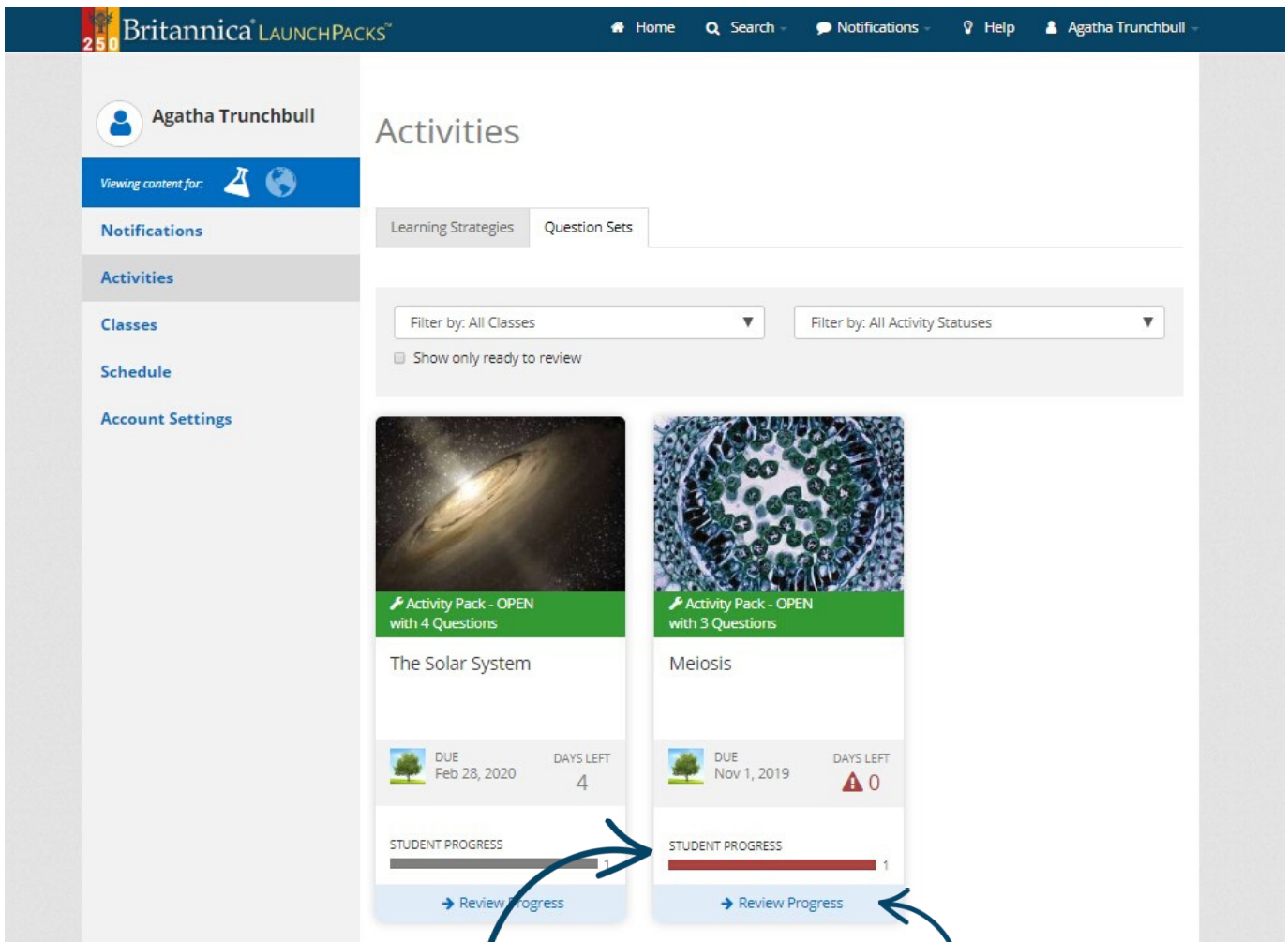
Save

Remember to save your new activity! Easily duplicate the activity you created upon saving.

Assign or Schedule

Assign your finished LaunchPack to a Class immediately or Schedule for a later date.

Activities: Review Student Progress



Activities Dashboard

Access all your drafted, scheduled, and open Activities from the Activities Dashboard.

Progress Bar

The Progress Bar shows a real-time summary of class completion progress.

Review Responses

Click "Review Progress" to monitor student responses by individual student or by question.

My LaunchPacks

The image shows two screenshots of the Britannica LAUNCHPACKS interface. The top screenshot is the 'Create An Account' page, which includes a form with fields for Username, Password (with a note: 'Your password must be between 4 and 22 characters in length.'), Confirm new password, First Name, and Last Name. To the right of the form are three sections: 'Enhanced functionality' (Create or join a class to interact with customizable, Pack-based activities that boost critical skills.), 'Save your work' (Create customized Packs by adding notes and uploading your own content, or bookmark your favorite packs for quick access.), and 'Sign in from anywhere' (With a free personal account, you can gain access to LaunchPacks and any other Britannica subscriptions while away from your institution.). A link to 'Learn more about the benefits of personal accounts.' is at the bottom.

The bottom screenshot shows the 'My LaunchPacks' dashboard. It features a green header with a user profile icon and the text 'My LaunchPacks'. Below the header are tabs for 'All', 'Favorites', 'Customized', and 'Annotated'. The main content area is titled 'All LaunchPacks' and includes a 'Sort by: Most Recent' dropdown. It displays a grid of LaunchPack cards. Each card has a representative image, a title, a star icon, and a list of contents. For example, the 'Water Systems' card contains 6 Articles, 5 Images, and 2 Videos. The 'Mars' card contains 3 Articles, 5 Images, and 4 Videos. The 'Nuclear Energy' card is marked as a 'Custom Pack with Personalized Content' and contains 6 Articles, 4 Images, and 1 Website. All cards are labeled 'GRADES 6-8'.

Create Your Account

Create a My LaunchPacks Account using Britannica credentials. You can also Sign In with your Google or Microsoft account.

My LaunchPacks

Inside My LaunchPacks you can view, edit, and schedule all your Favorite, Customized, and Annotated Packs.

Access

Access My LaunchPacks anytime from your Account drop-down menu.

Tools for English-Language Learners

Dictionary

Double-click any word within an article or primary source to see a Quick-Click dictionary definition. Students can also listen to the pronunciation of the word by clicking the audio box.

Adjustable Reading Levels

Articles have up to 3 different reading levels. Individuals can read articles at different levels by selecting the level appropriate for them.

Read Aloud

Click the play icon to listen to an audio version of an article.

The screenshot displays the Britannica LaunchPacks interface for the article 'Sun'. The top navigation bar includes 'Home', 'Search', 'Notifications', 'Help', and the user name 'Agatha Trunchbull'. Below the navigation, there are tabs for 'Article', 'Annotations (0)', and 'Activities'. The 'Article' tab is active, showing the title 'Sun' and the 'Introduction' section. The text in the English version reads: 'Although the Sun is a rather ordinary star, it is very important to the inhabitants of Earth. The Sun is the source of virtually all Earth's energy. It provides the heat and light that make life on Earth possible. Yet Earth receives only about half a billionth of the energy that leaves the Sun. The Sun is a huge ball of enormous amounts of energy by converting I'. Below the text is a video player showing a close-up of the Sun's surface. The Japanese version of the article is displayed below the English version, with the title '太陽' and the section '前書き'. The text in Japanese reads: 'Sunは、むしろ普通の星ではあるが、それは地球の住民にとって非常に重要です。Sunは、事実上、すべての地球のエネルギーの源です。これは、地球上のメイク生活が可能という熱と光を提供します。それでも地球は唯一の目を残したエネルギーの半分億分の約受け取ります Sunは高温ガスの巨大なボールです。他の星のように、それは、その内部にヘリウム深くに水素を交換することにより、エネルギーの膨大な量を生成します。'. A blue arrow points from the 'Read Aloud' text to a play button icon in the audio player of the Japanese version.

Support for All Reading Abilities

Britannica LaunchPacks has a range of embedded tools to support English-Language Learners.



Content Translator

Click the globe icon in Page Tools. Translate an entire article into over 100 languages.

Notes

Lined area for taking notes.

Access ID _____

Passcode _____

Username _____

Password _____



To learn more, contact us:

Web: britannicalearn.com | Email: contact@eb.com | Phone: (800) 621-3900