

Guided Tour

Your guide to getting started
with Britannica Library



PG 3 The Britannica Vision

History and mission of Britannica

PG 4 Home Page

Features of the Britannica Library home page

PG 5 Children

Resources for Children

PG 6 Young Adults

Resources for Young Adults

PG 7 Reference Center

Resources for Adult Learners

PG 8 Search Results

Millions of articles and multimedia content

PG 9 Content Page Tools

Features and tools within Britannica content

PG 10 My Britannica

Organize and favorite your Britannica content

PG 11 Research Tools and Materials

Explore resources and worksheets to support the research process

PG 12 Contact Us

Britannica contact information

The Britannica Vision



For over 250 years, Britannica has collaborated with experts, scholars, educators, designers, and specialists as well as our global team of editors to provide safe, reliable, and relevant information. We work diligently to review all content and produce digital learning products that are critical to providing a useful and enjoyable research experience.

Britannica Education resources are designed in collaboration with parents, educators, and content experts for the modern-day classroom, library, and home learning environments.

We are passionate about igniting curiosity and spreading the joy of discovery for learners by bringing high-quality, reliable, and accessible learning resources to people all over the world.

Home Page

Welcome to Britannica Library

*The Award-Winning Resource for
Children and Adults*

Easy to use, and easy to find
trusted information.

Choose a level below to get
started!



Children



Young Adults



Reference Center



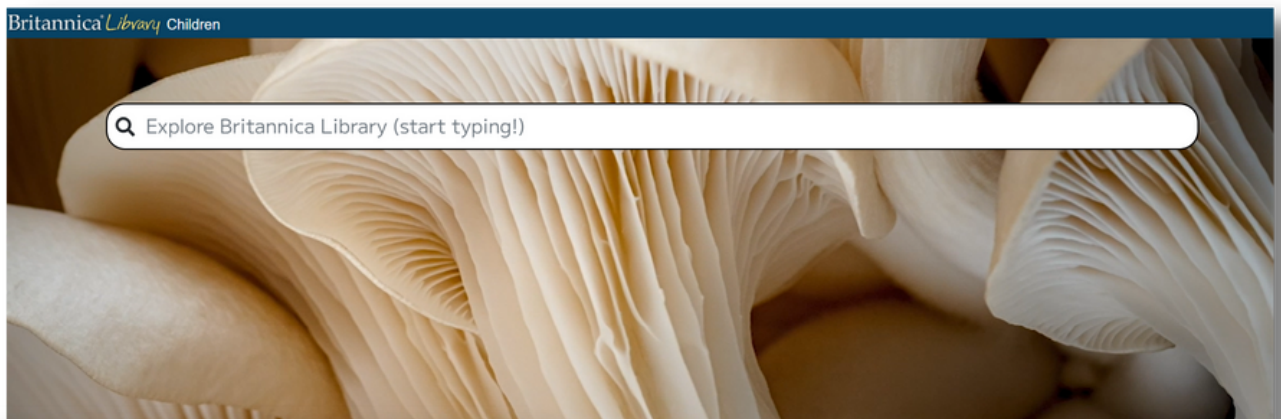
Britannica Library is the go-to site for learning about any topic, for all ages and learning abilities!

Our highly reputable editorial team expertly creates content at three levels to support users at every level.

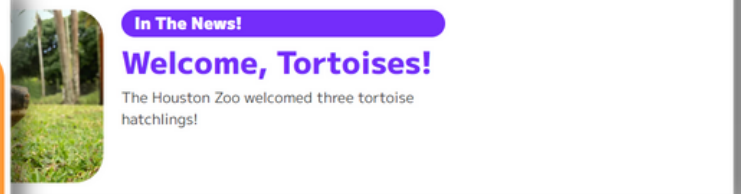

Choose between Children, Young Adults, or Reference Center levels to begin exploring the wide array of Britannica content.

Children

Designed with younger learners in mind, the site has eye-catching colors and images to help to keep young users engaged. Regularly updated features makes the home page the perfect place to find unique content that empowers users to ignite their curiosity and spread the joy of discovery.



Explore



Explore Tools

Empower users to explore the many resources within Britannica independently! Use the World Atlas to go on a virtual tour around the world or explore the Animal Kingdom to access a wealth of Britannica content on animals of all kinds.

News and Important Events

The In the News section provides students the opportunity to explore an interesting and thought-provoking topic. Students can also stay up to date on important events with links to related articles and media to continue their research.

Young Adult

The Young Adult home page caters to older children and young adults. Resources can be used to inspire curiosity, engage in discussion, or encourage independent learning. Additional features on the Young Adult home page include the Daily Buzzword, collections of At-a-Glance articles, and much more!

COMPARE COUNTRIES AND TERRITORIES

The world's most populous countries are China and India. Which do you think has a higher percentage of city dwellers?

Find out more in Compare Countries

WORLD ATLAS

In the interactive World Atlas find detailed maps, satellite imagery, quick facts, full country and state profiles, and links to related content.

**COLLECTIONS
LANDMARKS AT A GLANCE**

Natural Wonders and Feats of Engineering Landmarks are features of the land or structures that are notable or unique. Find Out More →

More At a Glance Collections

Compare Countries

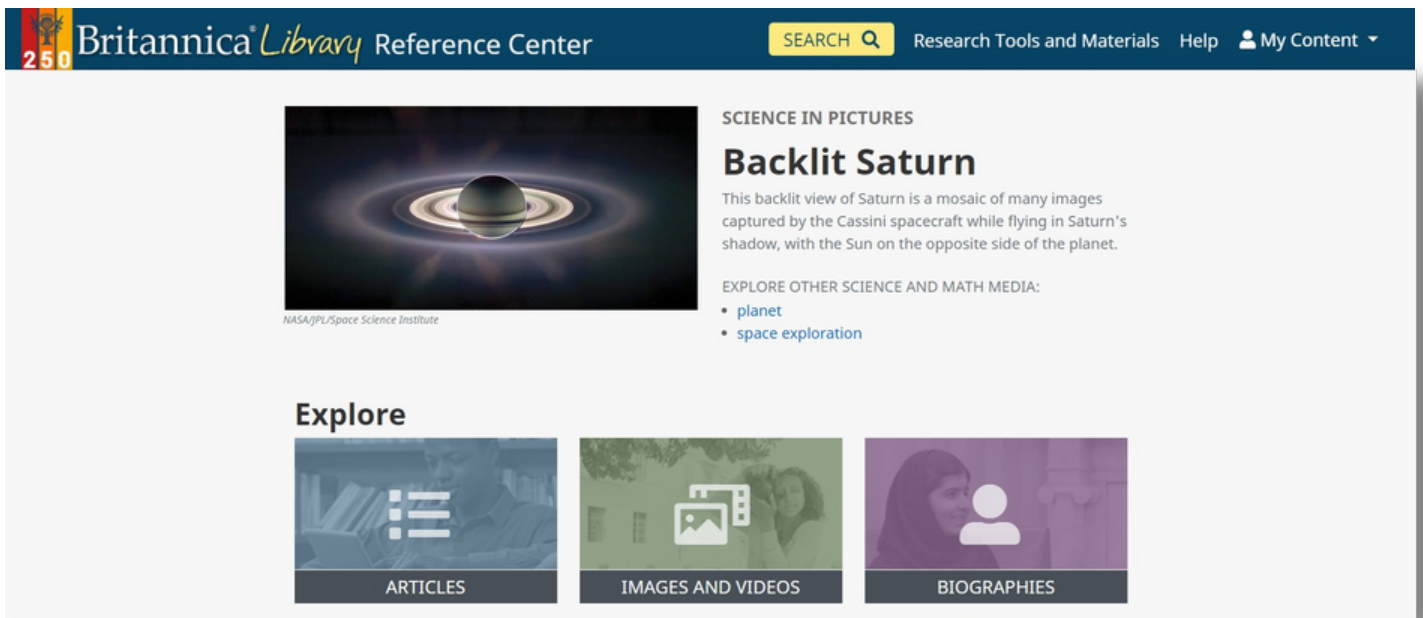
The Compare Countries feature is a great tool to develop global awareness and to support students' understanding of other countries around the world using unbiased, factual information. This tool is introduced with a question to encourage students to investigate further.

At-A-Glance Articles

At-a-Glance articles allow users to dive into broader themes and concepts in one place. Explore Presidents of the United States at a Glance, African American History at a Glance, Solar System at a Glance, and more to find links to articles, media, and other content to help make connections within these important topics.

Reference Center

Content on the Reference Center home page is designed for the adult learner. The home page allows users to engage with features such as Flash Facts and In Their Words. Users can conduct research and find information they're looking for, fast.



New Ways to Explore Content

Explore a wide range of high-quality multimedia resources to support research and develop understanding of a topic. The On This Day section highlights an important event in order to explore history. The Flash Facts section provides links to interesting articles to spark curiosity!

Biographies

The perfect starting point for users to begin inquiring into people from a specific era or occupation. This feature allows users to dive deep into the lives of some of the world's most inspiring people, from the influential to the infamous.

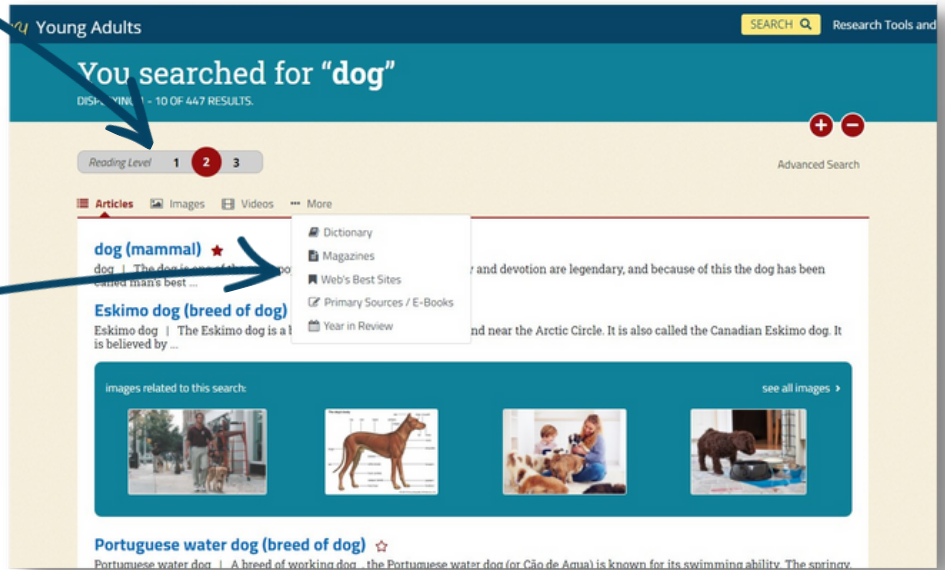
Search Results

Differentiation

Support or challenge users by selecting the appropriate academic level. This is a simple way to include differentiation.

Journals and Magazines

Across all three of the reading levels, users have access to a wide range of educational journals and magazines, provided by EBSCO. This advanced form of researching allows users to prepare for college and careers.

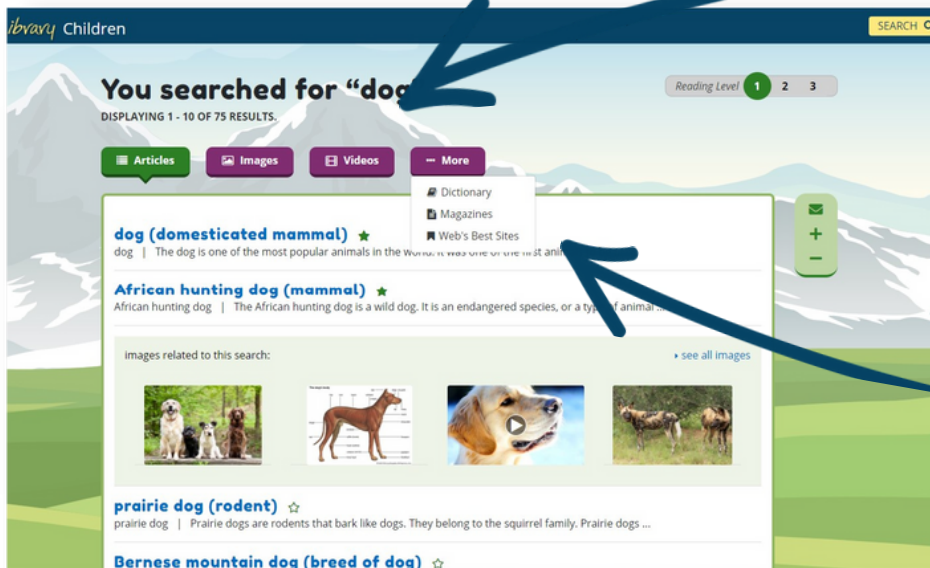


Multimedia

Users have access to a wide array of high-quality videos and images to enhance media literacy skills. These can be used to create research projects and presentations.

Web's Best Sites

Web's Best Sites allows users to broaden their research to resources outside of Britannica Library. Each site is reviewed by the Britannica Editorial Team to ensure that it is relevant and appropriate for the learning of users at each level.



Content Page Tools

Favorite

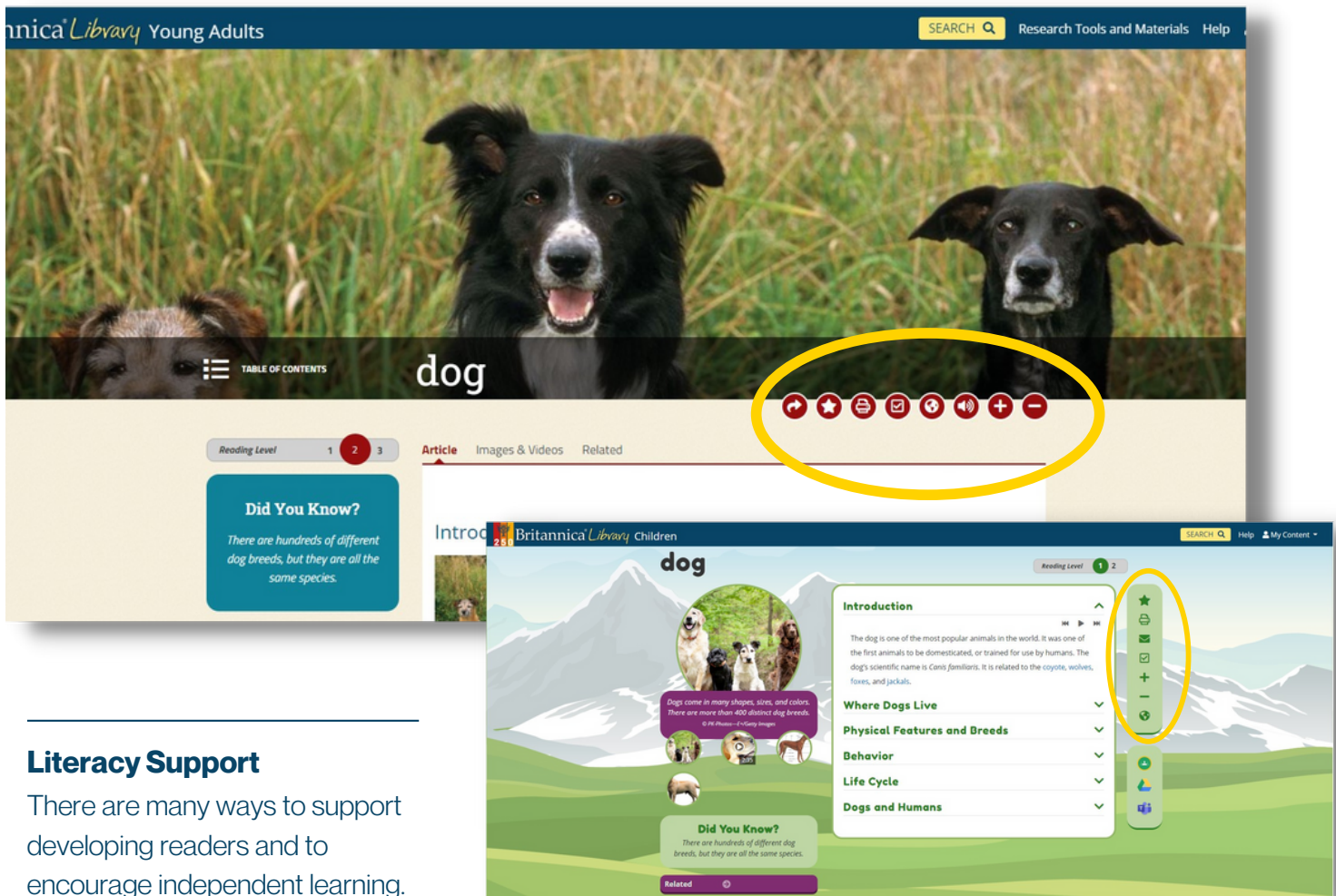
Click on the star icon to add an article to your Favorites or to a specific Resource Pack that you've created. This is a great way to gather content together in advance for an upcoming project or presentation.

Cite

Teach users about the importance of citation from a young age. Britannica keeps this sometimes difficult process as simple as possible for all levels and abilities. Click on the checkmark icon to get immediate citations.

Translate

Select the globe icon to support your English Language Learners by translating content into more than 80 languages. Students can develop English skills by hovering over the translation to view the original text.



Literacy Support

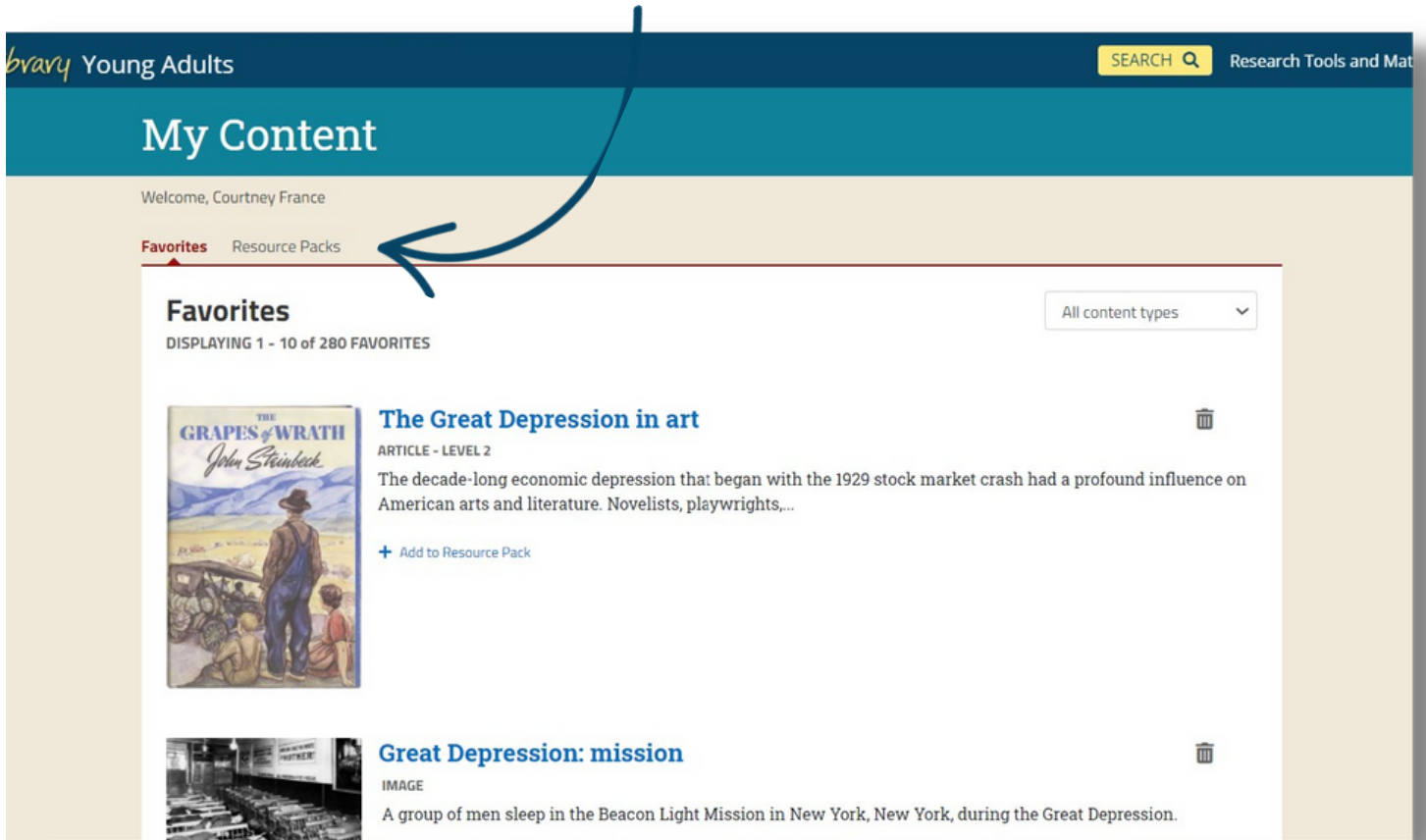
There are many ways to support developing readers and to encourage independent learning. Press the play icon to use the Read Aloud tool. Users can hear the text read aloud while following along with the highlighted text. Support vocabulary acquisition by using the quick-click dictionary! Double click on a word for the Merriam Webster definition and pronunciation.

Increase Rigor

Challenge your advanced users by suggesting that they read the more advanced content. Additionally, encourage them to click the Related tab when viewing content in order to expand their research and make meaningful connections between content.

My Britannica

Set yourself up with a personal My Britannica account. Here, users are able to view their favorited content and organize it into Resource Packs. The notes section allows for simple communication between users, making Resource Packs a great tool for digital homework and research projects!



How should users use Resource Packs?

Resource Packs provide the perfect area for users to collect and organize all relevant resources for a specific unit of work. Use the notes section to write summaries of key points and to keep track of observations as you research. Don't forget that you can upload your own documents into a Resource Pack! Email the pack with peers to share notes, progress, and research findings.

Research Tools and Materials

Explore resources to assist in guiding users through the research process. Access the Research Tools and Materials page to find tutorials and worksheets that can help guide the research process and organize your notes.

The screenshot shows a page titled "Research Tools and Materials" with a teal header. Below the header, there are two main sections: "Ready for Research" and "How Tos".

Ready for Research

- Pre-Research Planner**: Use this worksheet to pick a topic and spark initial research questions.
- Get Started!**: This five-step research process will help you from start to finish.
- Step 1: Understand the Project**: Make sure you understand all the requirements of your project.
- Step 2: Select the Topic and Plan the Project**: How do you pick a good topic? This guide will help.
- Step 3: Gather Information**: Find and evaluate information from books, websites, and more.
- Step 4: Record and Organize Facts**: Taking notes is easier with these tips to organize findings.
- Step 5: Create a Presentation**: Draw conclusions and format a presentation to show what you learned.
- Wrap Up**: Evaluate the project. What skills did you learn and practice?

How Tos

- Book Reviews**: Literary criticism combines reasoned analysis with a personal evaluation of the work.
- Presentations**: An oral presentation can be challenging but this guide provides helpful steps.
- Research Papers**: Writing a research paper is easier when you create a thesis and an outline.
- Science Reports**: A laboratory report has its own structure and guidelines for scientific information.

Ready for Research

Sequence your research process using the Ready for Research worksheets. Follow a streamlined research process and record notes as you go!

How Tos

Explore these guides for a number of projects to improve writing, presentations, and research skills.



To learn more, contact us:
contact@eb.com | (800) 621-3900 | britannicaeducation.com